


AIMS AND OBJECTIVES

KINDERGARTEN SYLLABUS

HALAL HORIZONS



This Islamic curriculum aimed at Kindergarten students, is designed to introduce young learners to a variety of foundational concepts and ideas that will help them thrive in their academic and personal lives. The aims and objectives of such a curriculum are multifaceted and geared towards promoting spiritual development.

One of the primary aims of a Kindergarten curriculum is to foster a love of Allah swt in young children. By creating a supportive and engaging learning environment, parents can help students develop curiosity and a sense of wonder about the Creator of the worlds and His creations around them. Additionally, the Kindergarten curriculum aims to help children develop important social and emotional skills, such as cooperation, empathy, manners and Islamic values in light of the teachings of Quran and sunnah.

Another key objective of a Kindergarten curriculum is to introduce children to fundamental concepts of Islam. By providing developmentally appropriate Islamic activities and materials, parents can help young learners build a strong foundation for their Islamic upbringing Insha'Allah.

A WORD FOR THE PARENTS

SETTING EXPECTATIONS

Kindergarten children are too young for formal testing.

Assessment should focus on participation, engagement, and enthusiasm for learning.

Remember that the primary goal at this age is to create a loving and nurturing environment for your child to develop a positive association with Islam. Adapt the syllabus to your child's individual needs, interests, and pace of learning. Additionally, involve regular playtime and outdoor activities to help with overall development.



The curriculum is organized in a way where we explore new themes every month. There are book recommendations associated with each theme. Reading these books together can make the learning experience more engaging and enjoyable for your child while reinforcing the monthly themes and lessons.

Try to align the activities with the month we are in. For example take advantage of Ramadan to talk about sawm, the night of power, controlling/curbing our desires for the sake of Allah, Dhul-hijjah with the significance of Hajj and the story of Ibrahim AS, Rabbi-ul-awal with the stories of our beloved prophet PBUH etc.


USING THIS CURRICULUM


For simplification, this curriculum is broken down into themes that span over a specified duration (months/weeks).

Initially, the parents are provided a list of recommended general activities (see next page) which are applicable throughout the span of the curriculum. These are activities which are recurring by nature and hence should be conducted throughout the study year. There are also age-specific field trips / activities and book recommendations.

From there onwards, parents are provided with theme specific activities which can be carried out on a daily basis. Wherever possible, parents are provided with worksheets and/or other relevant resources to supplement the learning.

It is advised for parents to look at the activities ahead of time (ideally the week prior) to plan and prepare for successful execution of activities ahead of time.





RECOMMENDED GENERAL ACTIVITIES

- Regular story time with age-appropriate Islamic books.
- Islamic coloring and art projects.
- Learning nasheeds (Islamic songs) and basic Arabic letters.
- Outdoor exploration to appreciate Allah's creations.
- Weekly Islamic stories and discussions.
- Regular family prayers and dhikr (remembrance) activities*.
- Memorizing smaller chapters of the Quran (Al-Fatihah, Nasr, Ikhlaas, Asr, Masad, Kafirun, Nas, Falaq etc)**.
- Qaida Nurani or Bayaan.





MONTHLY THEME: WHO IS ALLAH & ALLAH'S CREATIONS

MONTH 1 & 2 (WEEKS 1 THROUGH 8)

WEEK 1

BOOK RECOMMENDATIONS

"Thank You, Allah" by Ayesha Zamir

"Allah Gave Me Two Hands and Feet" by Raana Khan

"The Little Gardener" by Emily Hughes (to explore the concept
of nature and creation)

FIELD TRIP / ACTIVITIES IDEAS

- Visit a local park or nature reserve to explore and appreciate Allah's creations.
- A nature walk where you can collect leaves or flowers to create a gratitude collage.
- Set up a small garden or plant a flower together, teaching the child about growth and nurturing.


WEEK 1 DAY 1 LESSON


UNDERSTANDING ALLAH AS THE CREATOR

ACTIVITY: Listen to the following Nasheed together:

Allah Made Everything

ACTION: Talk about the message of the Nasheed and what we learned from it





WEEK 1 DAY 2 LESSON

EVERYTHING BELONGS TO ALLAH

ACTIVITY: Listen to the following Nasheed together:

Everything Belongs to Allah.

ACTION: Talk about the message of the Nasheed and what we learned from it

WEEK 1 DAY 3


LESSON


STORYTIME

ACTIVITY: Listen to the following story together:

Ilyas and Duck Search for Allah.

ACTION: Talk about the story. Ask them what they found interesting and what were some of the lessons they learned from the story.





WEEK 1 DAY 4 LESSON

COLORING WORKSHEET ABOUT NATURE

ACTIVITY: Refer to Kindergarten resources folder and download activity pack for Week 1 Day 4.

ACTION: Color the included coloring sheets. Talk about the names of the colors as well as the creations of Allah swt that are of that color.

WEEK 1 DAY 5


LESSON

FIELD TRIP TO LOCAL PARK

ACTIVITY: Visit a local park together.

ACTION: Point out various creations of Allah swt and relate them to previous activities such as names of the creations and colors.

Collect stems on the ground and leaves. Bring them home and stick them on cardboard with glue to create a tree!



WEEK 1 SUMMARY

IDEAS EXPLORED

The power and might of Allah swt.

The creations of Allah swt.

The marvels of the world surrounding us and how we depend on Allah for everything.

TALKING POINTS

Lessons learned from Nasheeds and story.

Colors

Various creations of Allah swt.





MONTHLY THEME: WHO IS ALLAH & ALLAH'S CREATIONS

MONTH 1 & 2 (WEEKS 1 THROUGH 8)

WEEK 2